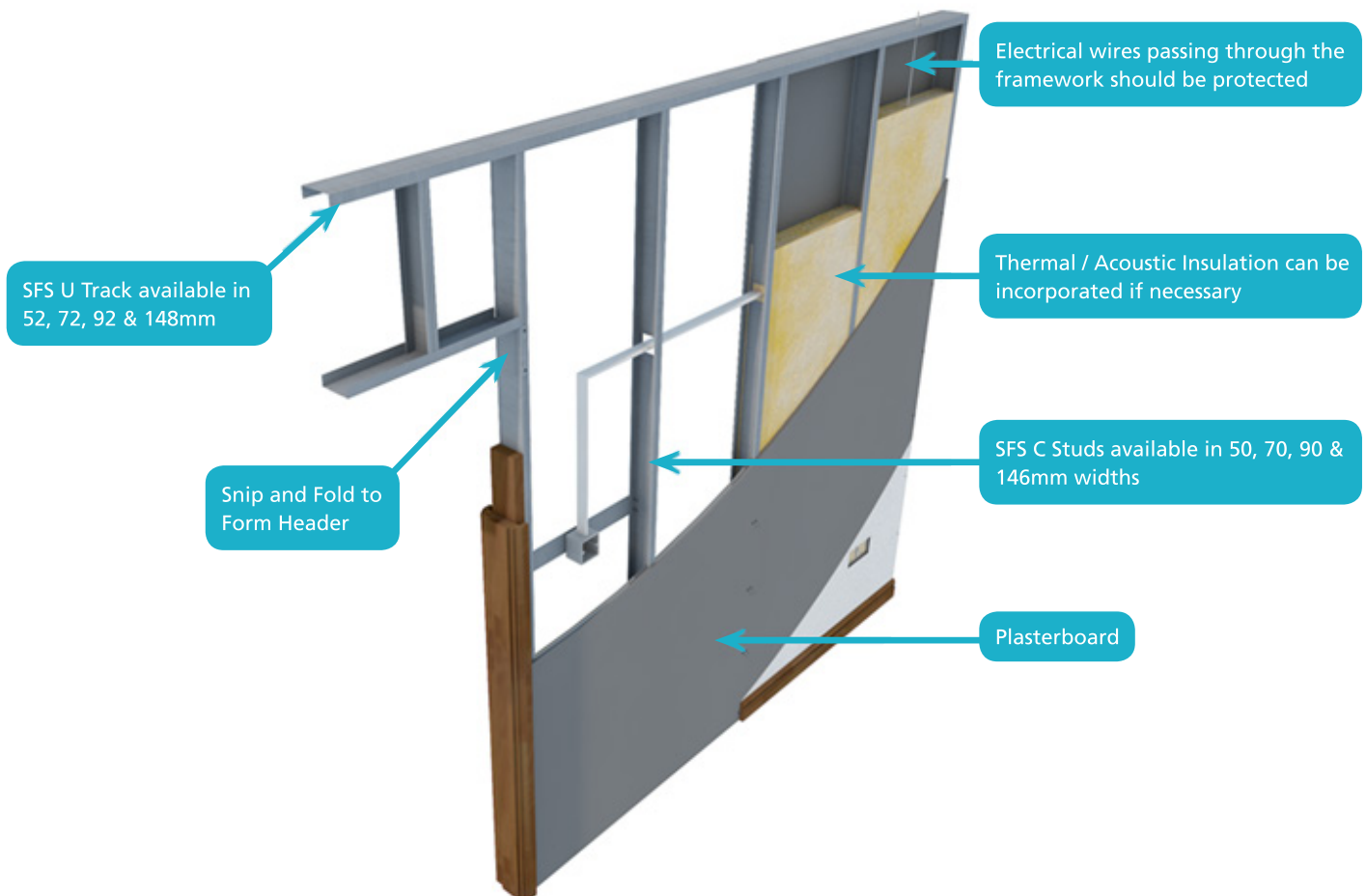


SFS PARTITIONING SYSTEM

Stud and Track

The SFS Partitioning System is suitable for use in commercial and domestic buildings where it is necessary to provide strong non load-bearing partitions. There are a wide range of partition thicknesses available for heights of up to 12m. The system is economical and can be erected easily. When installing the system it is advisable to use an electrically or battery operated screw gun. It is necessary to ensure that electrical cables that pass through the studs are protected by grommets.


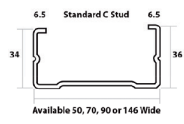



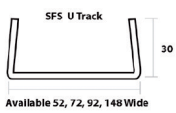
ADVANTAGES


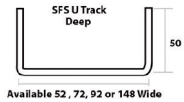
- The metal system is accurate & solid, and will not move over time or with changes in temperature
- There is a wide range of stud widths from 50mm to 146mm to meet varying requirements
- It is a fast, clean system to erect that allows services to pass through easily
- All sections fit together easily and door frames are formed very simply


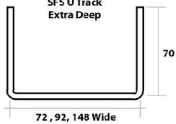
SFS PARTITIONING SYSTEM

Stud and Track

C Studs	Code	Description/Length (MM)	Gauge	Pack Size	Pallet Size	Profile
	SFS50	2400, 2700, 3000, 3600	0.50	10	100	
	SFS70	2400, 2700, 3000, 3600, 4200	0.50	10	100	
	SFS90	2700, 3000, 3600, 4200	0.50	10	100	
	SFS146	3600, 4200, 5000, 6000	0.50	10	50	
Custom Manufactured Sizes Available On Request						

U Track STD (30)	Code	Description/Length (MM)	Gauge	Pack Size	Pallet Size	Profile
	SFST52	3000, 3600	0.50	10	100	
	SFST72	3000, 3600	0.50	10	100	
	SFST92	3000, 3600	0.50	10	100	
	SFST148	3000, 3600	0.50	10	50	
Custom Manufactured Sizes Available On Request						

U Track Deep (50)	Code	Description/Length (MM)	Gauge	Pack Size	Pallet Size	Profile
	SFSDT52	3000, 3600	0.60	10	100	
	SFSDT72	3000, 3600	0.60	10	100	
	SFSDT92	3000, 3600	0.60	10	100	
	SFSDT148	3000, 3600	0.60	10	50	
Custom Manufactured Sizes Available On Request						

U Track Extra Deep (70)	Code	Description/Length (MM)	Gauge	Pack Size	Pallet Size	Profile
	SFSED72	3000, 3600	0.60	10	50	
	SFSED92	3000, 3600	0.60	10	50	
	SFSED148	3000, 3600	0.60	10	50	
Custom Manufactured Sizes Available On Request						